

12-1037



**DYNASTY®**  
**TRUE FRONT ACCESS**  
**HIGH RATE MAX**  
**UPS 12-700MRF**



**Valve Regulated Lead Acid (VRLA) Battery Series**  
**Designed for UPS Standby Power Applications**

**APPLICATIONS**

- Data Centers
- Network Operations Centers
- Industrial Process Control Facilities
- Internet Housing Sites
- Semiconductor Manufacturing
- Banks & Financial Markets
- Power Generation Plants
- Hospitals & Testing Laboratories
- Emergency 911 Response Centers

**FEATURES & BENEFITS**

- True Front Access threaded copper alloy inserts for reduced maintenance and increased safety.
- Terminal versatility - ease of diagnostic readings with C&D Ohmic Ring®
- Innovative front terminal design maximizing energy density with direct connect extrusion fusion weld technology.
- Reduced headspace driving higher energy density, in cabinet or rack applications
- Removable handles for ease of installation
- Thermally welded case-to-cover bond to ensure a leak-proof seal.
- Flame-retardant polypropylene case and cover compliant with UL94 V-O with an Oxygen Limiting Index of greater than 28.
- Absorbent Glass Mat (AGM) technology for efficient gas recombination of over 99%.
- Flame-arresting, one-way pressure-relief vent for safety and long life.
- Complies with UL1778, 924, 1989 and 94 V-O. BS6290-4, IEC-896-2.
- UL-recognized component.
- Multicell design for ease of installation and maintenance.
- Not restricted for air transport - Complies with IATA/ICAO Special Provision A67.
- Not restricted for surface transport - classified as non-hazardous material as related to DOT-CFR Title 49 parts 171-189.
- 3 Year Full Warranty (refer to Dynasty warranty card, 41-9027)
- Not restricted for water transport - classified as non-hazardous material per Amendment 27.


**SPECIFICATIONS**

			Constant Power Discharge Ratings - Watts per Cell @ 77°F (25°F)								
Model	Voltage	AH 20 hr*	Operating Time (in minutes) to 1.67 Volts per Cell								
			5	10	15	20	30	40	50	60	90
UPS12-700MRF	12	206.8	1058.8	853.6	700.0	575.3	432.5	349.0	294.0	254.6	182.9

\*Nominal 20 hr rate to 1.75 VPC in Ampere-Hours

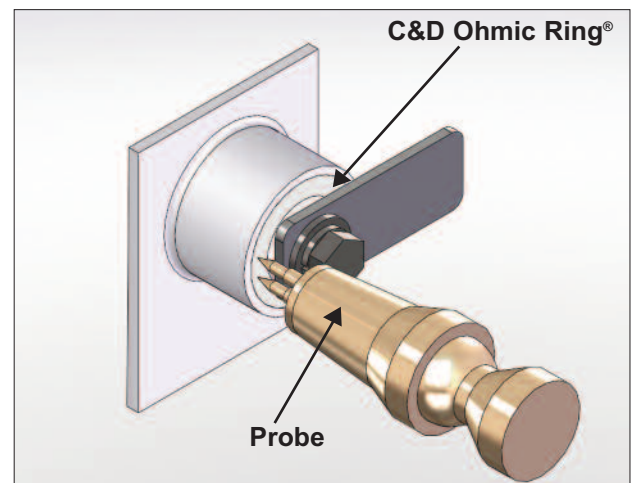
## INTRODUCING A UPS FRONT ACCESS BATTERY WITH TRUE FRONT ACCESS TERMINALS

- **Direct welded front facing terminals**
  - Uses proven Dynasty Extrusion Fusion welding process for high reliability
  - Provides most efficient current path for excellent high rate performance
  - No bolted on "L" brackets which try to make a top terminal battery into a front terminal battery
  - One less bolted connection that requires maintenance, builds up resistance, and can lead to poor string performance
- **Designed as a UPS battery from the ground up to efficiently handle high rate discharges**
  - Not a converted telecom front access battery
- **Raised Terminals for ease of maintenance and access to C&D Ohmic Ring®**



### C&D Ohmic Ring®

- **Large surface area for direct access to terminals for accurate ohmic measurements**
  - No more taking readings from bus bars or hardware which can lead to substantial errors
- **Provides consistent and accurate measuring location**
  - No guessing to what point was the base line reading taken from
- **Ideally sized for use with standard monitor probes on fully installed systems**
- **The Ohmic Ring design is the only terminal configuration in which micro-ohm connection resistances can be taken as required by standard maintenance programs.**



## The Dynasty True Front Access UPS Battery - The Better UPS Battery Solution

- Eliminate hard to service top terminal batteries with a full front access solution
- Higher watts per cell allows a reduction of a parallel string for most common UPS configurations, providing a reduced footprint solution
- Maintenance is significantly easier and safer with all required service points front accessible - reducing both time and cost of periodic servicing
- As a 12V battery design, the UPS12-700MRF easily integrates with existing battery monitoring equipment.

## SPECIFICATIONS

<b>Operating Temperature Range with temperature compensation</b>	Discharge: -40°F (-40°C) to +160°F (71°C) Charge: -10°F (-23°C) to +140°F (60°C)
<b>Nominal Operating Temperature Range</b>	+74°F (23°C) to +80°F (27°C)
<b>Recommended Maximum Charging Current Limit</b>	C/5 amperes @ 20 Hr rate
<b>Float Charging Voltage</b>	13.5 to 13.8 VDC average per 12V unit @ 77°F (25°C)
<b>Maximum AC Ripple (Charger)</b>	0.5% RMS or 1.5% P-P of float charge voltage recommended for best results. Max voltage allowed = 1.4% RMS (4% P-P) Max current allowed = C/20
<b>Self Discharge</b>	Battery can be stored up to 6 months at 77°F (25°C) before a freshening charge is required. Batteries stored at temperatures greater than 77°F (25°C) will require recharge sooner than batteries stored at lower temperatures. See C&D brochure 41-7272, Self-Discharge and Inventory Control for details.
<b>Equalize charge and cycle service voltage</b>	14.40 to 14.80 VDC average per 12V unit @ 77°F (25°C)
<b>Terminal: Inserted - Inter-unit connector provided</b>	Threaded copper alloy insert terminal to accept 1/4-20 UNC bolt
<b>Terminal Hardware Initial Torque</b>	110 in.-lbs. (12.4 N-m)

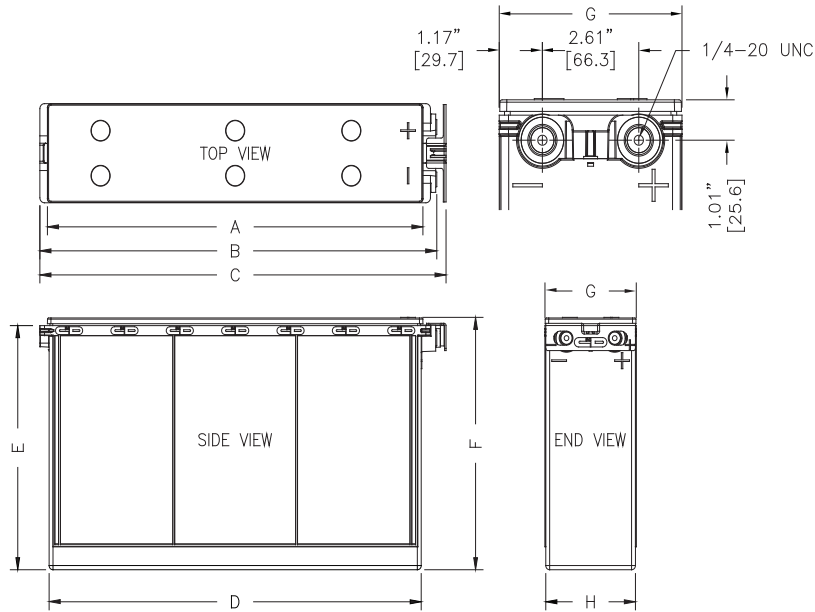
## SPECIFICATIONS

Model	Cells per Unit	Battery Weight		Maximum Terminal Discharge Current Rating (AMPS)	Ohms Impedance 60 Hz (Ω)
		lbs	kg		
UPS12-700MRF	6	131	60	800	0.0026

## IMPEDANCE

Typical Impedance Measurement Values*				
	HP	Alber	Midtronics	AVO Biddle
Model	milli-Ohms @ 60Hz	micro-Ohms	Mhos	milli-Ohms
UPS12-700MRF	2.59	1836	3480	2.45

\* Per IEEE 1188-2005, Internal ohmic values are useful as a trending tool. To use these readings effectively, accurate baseline readings should be taken after about six months of battery operation. Internal ohmic readings taken without the benefit of baseline data may be difficult to interpret and of limited value. Values are provided are for reference only.



**UPS12-700MRF**


MODEL	A		B		C		D		E		F		G		H	
	in	mm	in	mm	in	mm	in	mm	in	mm	in	mm	in	mm	in	mm
UPS12-700MRF	20.35	516.86	21.51	546.25	22.01	559.05	20.16	512.17	12.19	309.55	12.60	320.04	4.95	125.73	4.86	123.39

\* All dimensions in inches and (millimeters). All dimensions are for reference only. Contact a C&D Representative for complete dimensions information.

**UPS12-700MRF**

Constant Power Discharge Ratings - Watts Per Cell @ 77°F (25°C)										
Operating Time to End Point Voltage (in minutes)										
End Point Volts/Cell	5	10	15	20	30	40	45	50	60	90
1.75	821.1	700.8	596.0	512.5	398.3	326.9	300.6	278.5	243.2	177.7
1.70	961.5	804.0	665.6	559.0	422.4	341.9	312.9	288.7	250.8	181.5
1.67	1058.8	853.6	700.0	575.3	432.5	349.0	319.0	294.0	254.6	182.9
1.65	1075.6	866.0	699.2	581.1	436.1	351.8	321.5	296.3	256.7	184.5
1.60	1097.4	881.5	712.2	592.2	444.1	357.5	326.4	300.5	259.8	186.0

**NTEGRITY BRAND DYNASTY TRUE FRONT ACCESS CABINETS**



**SPECIFICATIONS**

Cabinet Model	Width in. (mm)	Depth in. (mm)	Height in. (mm)	Weight Empty lbs. (kg)	Maximum Weight Cabinet w/ Batteries <sup>1</sup>	Maximum kWb per Cabinet <sup>2</sup> 15 Min kWb @ 1.67EPV at 77°F(25°C)		Maximum # Batteries/ Cabinet
					lbs. (kg)	1 String, 384VDC	1 String, 480VDC	
<b>EC60</b>	45 (1143)	31 (787)	76 (1930)	850 (386)	6090 (2762)	134.4	168.0	40
<b>EC80</b>	56 (1422)		72 (1829)	963 (437)	6203 (2814)			40

<sup>1</sup> With std. handtruck weight limits of 5000 lbs max., option is available to have 16-20 batteries shipped on a pallet  
<sup>2</sup> The Power Rating for any given DC voltage can be increased by paralleling Cabinets.

- Multiple cabinets models available to meet specific customer needs
- EC60 has smallest 480VDC foot print
- Designed to fit through standard 80in. (2032 mm) high doorways
- Screened doors for maximum air flow for cooling
- Factory assembled and UL1778 listed
- See cabinet brochure 12-1038 for details and configuration part numbers

# Power

## YOU CAN DEPEND ON

For more than 100 years, C&D Technologies has fulfilled the vision of its founders by designing and manufacturing the finest integrated standby power products. We continue to meet the technological challenges of the future. C&D creates powerful solutions for a world in motion. We can create solutions for you!

C&D Technologies' provides power solutions and services for the telecommunications, uninterruptible power supply (UPS), energy & infrastructure as well as emerging markets. C&D Technologies engineers, manufactures, sells and services fully integrated standby backup batteries and power solutions to insure that power to the customer's critical application is uninterrupted. C&D's unique ability to offer complete systems, designed and produced to high technical standards, sets us apart from our competition.

Today C&D operates Worldwide with production facilities in USA, Mexico and China. We continue to be the leader in high quality, long lasting batteries for all applications. Our continued success is due to our Products, our People and our Sales Partners. However we could not have stayed in business for over 100 years without the support of our Loyal Customers.

**LONG  
DURATION  
SERIES**

**Liberty®**

**DYNASTY**

**MCT II**

**HIGH  
RATE  
MAX**

**NTEGRITY**

**XT SERIES**

**SAGEON**

**m-s endur® II**

## **C&D TECHNOLOGIES, INC.**

1400 Union Meeting Road  
P.O. Box 3053 • Blue Bell, PA 19422-0858  
(215) 619-2700 • Fax (215) 619-7899 • (800) 543-8630  
customersvc@cdtechno.com  
www.cdtechno.com

Any data, descriptions or specifications presented herein are subject to revision by C&D Technologies, Inc. without notice. While such information is believed to be accurate as indicated herein, C&D Technologies, Inc. makes no warranty and hereby disclaims all warranties, express or implied, with regard to the accuracy or completeness of such information. Further, because the product(s) featured herein may be used under conditions beyond its control, C&D Technologies, Inc. hereby disclaims all warranties, either express or implied, concerning the fitness or suitability of such product(s) for any particular use or in any specific application or arising from any course of dealing or usage of trade. The user is solely responsible for determining the suitability of the product(s) featured herein for user's intended purpose and in user's specific application.